



SCHOOL/ORGANIZATION: \_\_\_\_\_ CAR #: \_\_\_\_\_

# STOCK INSPECTION SHEET

Installation of all Stock Car parts must be completed according to plans

Photo 1.3



**Inspection Area:** Steering Stop Installation  
**Description:** Steering stop hardware  
**Passed Inspection:** ☐ Yes ☐ No

Photo 2.5




**Inspection Area:** Foot Brace Installation  
**Description:** Foot brace hardware  
**Passed Inspection:** ☐ Yes ☐ No

Photo 3.5



Photo 3.7



**Inspection Area:** Kingpin Installation  
**Description:** Bushing Installed  
**Passed Inspection:** ☐ Yes ☐ No

Photo 3.20



Photo 3.19



**Inspection Area:** Kingpin Installation  
**Description:** Front kingpin washer stack-3.20  
**Passed Inspection:** ☐ Yes ☐ No  
**Inspection Area:** Kingpin Installation  
**Description:** Rear kingpin washer stack-3.19  
**Passed Inspection:** ☐ Yes ☐ No

Photo 4.6



Photo 4.16



Photo 4.10(a)



Photo 4.10(b)



**Inspection Area:** Steering Hardware Installation  
**Description:** Steering hardware  
**Passed Inspection:** ☐ Yes ☐ No

**Inspection Area:** Steering Hardware Installation  
**Description:** Cable pulleys installation  
**Passed Inspection:** ☐ Yes ☐ No

Photo 5.6



Photo 5.13



Photo 5.18



Photo 5.38b



Photo 5.32



Photo 5.24 & 5.27



Photo 5.37



**Inspection Area:**

**Description:**

Steering Cable Installation

Cable pulley hardware (5.6)

Axle eyebolt (5.13)

Steering cable adjusters (5.18 & 5.32)

Steering cable routing (5.24, 5.27, 5.38b)

Cable double-clamped (5.37)

**Passed Inspection:**

☐ Yes ☐ No

Photo 6.16

Photo 6.5



Photo 6.7




Photo 6.19



Photo 6.23



**Inspection Area:**

**Description:**

Stabilizer Installation

Bushing (6.5 & 6.7)

Stock radius rod (6.16, 6.19, 6.23, 6.26)

**Passed Inspection:**

☐ Yes ☐ No

Photo 6.26



**Inspection Area:** Brake Pad Installation  
**Description:** Brake pad (7.1 & 7.4)

**Passed Inspection:** ☐ Yes ☐ No

Photo 7.1



Photo 7.4



**Inspection Area:** Brake Installation  
**Description:** Brake Pedal (8.4, 8.12, 8.18)  
 Cable pulley (8.24)  
 Brake plunger (8.26, 8.30)  
 Cable double-clamped (8.45)  
 Awning pulley (8.47)  
 Brake cable routing (8.50)

**Passed Inspection:** ☐ Yes ☐ No

Photo 8.4



Photo 8.12



Photo 8.18



Photo 8.24



Photo 8.26



Photo 8.30



Photo 8.45



Photo 8.47



Photo 8.50

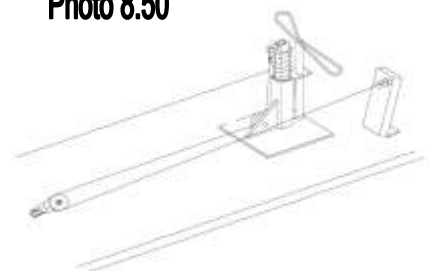


Photo 9.10



**Inspection Area:** Weight Bolt Installation  
**Description:** Adjustable weight hardware (9.10)  
**Passed Inspection:** ☐ Yes ☐ No

**Inspection Area:** Airfoil Installation  
**Description:** Airfoil front installation  
Airfoil rear installation  
**Passed Inspection:** ☐ Yes ☐ No

**Inspection Area:** Shell Installation  
**Description:** Front foam installation  
Optional rear and side  
installation  
Screw in nose of shell  
Shell flush with bottom of  
floorboard  
Shell circumference of 39 1/2"  
Shell rear lip minimum of 3/4"  
**Passed Inspection:** ☐ Yes ☐ No

**Inspection Area:** Floorboard  
**Description:** coated with tung oil or wax  
**Passed Inspection:** ☐ Yes ☐ No

**Inspection Area:** Axles  
**Description:** 7-15/16" maximum nose to  
Kp 61 1/8" center kp +-1/16"  
**Passed Inspection:** ☐ Yes ☐ No

**Errors in Construction:**

**Notes:**

**Inspector's Signature:** \_\_\_\_\_

**Date:** \_\_\_\_\_

**GRC Race director Signature:** \_\_\_\_\_

**Date:** \_\_\_\_\_