

# RACE WEEK INFORMATION PACKET



---

**JULY 11 – 18**  
**2026**

---



# TABLE OF CONTENTS

- Welcome to Akron!.....3
- Registration & Tickets .....4
- Car Delivery Schedule & Shipping Requirements.....5 – 6
- Car Signage, Lettering & Decoration; VIP Status.....7 – 10
- Pre-Orders, Parts & Champ Apparel..... 11
- All-Star.....12 – 13
- Planning Ahead & FAQ.....14 – 17
- Race Week Schedule..... 18 – 24
  - Saturday & Sunday.....18 – 20
  - Monday .....20
  - Tuesday & Wednesday.....21
  - Thursday .....22
  - Friday .....23
  - Saturday & Sunday..... 24
- Entrance to Topside & Approved Tools .....25
- Scales & Weight Procedures.....26
- Tail Weight Information.....27
- Starting Line & Race Day Guidelines.....28
- Maps..... 29 – 30



# WELCOME TO AKRON!

Congratulations on qualifying for the **88th running of the FirstEnergy All-American Soap Box Derby World Championship!** We're excited to welcome you to Akron.

We want you to have an unforgettable experience during Race Week. If you have any questions, please don't hesitate to ask a staff member or key volunteer.

This guide will help you plan your visit and make the most of your time at Derby Downs.

LET'S GO RACING!

## CONTACT INFORMATION

**Phone:** 330-733-8723

**Email:** [soapbox@soapboxderby.org](mailto:soapbox@soapboxderby.org)

**Office Hours (Before Race Week)**

Monday – Friday | 9:00 AM – 4:00 PM

### Websites

**Race Week:** [soapboxderby.org/world-championships/](http://soapboxderby.org/world-championships/)

**Main:** [soapboxderby.org](http://soapboxderby.org)

**Online Store:** [commerce.soapboxderby.org](http://commerce.soapboxderby.org)

### Locations

**Topside:** 1000 George Washington Blvd., Akron, OH 44312

**Race Day Parking:** 789 Derby Downs Drive, Akron, OH 44306 (*Gravel and grass lots*)

## PLANNING YOUR VISIT

Your best resource for up-to-date information is the Race Week website: [soapboxderby.org/world-championships/](http://soapboxderby.org/world-championships/)

There, you can find:

- Official Challenge Race Rules
- Official Scale Procedures
- Hotel accommodations with special ISBD rates
- Race Week Schedules
- Car shipping instructions
- Sticker application guidelines
- Online store access
- Race Day ticket information
- Livestream details
- Instructions for sending your Champ a message on race day
- Local attractions and activities in and around Akron

This handbook also includes detailed information to help you prepare, so reach out if you have any questions.

# REGISTRATION & TICKETS

A registration link for the **88th FirstEnergy All-American Soap Box Derby World Championship (FEAASBD)** will be sent to your email.

If you do not see the email, please check your spam or junk folder. If you are still unable to locate it, contact us at [soapbox@soapboxderby.org](mailto:soapbox@soapboxderby.org).

If this is your Champ's first time qualifying for the World Championship, a copy of the Champ's birth certificate must be submitted to complete registration.

## WHAT YOU'LL NEED TO REGISTER

Please have the following information ready when completing registration:

### Assigned Car Number

Your Champ's car number will be included in the registration email. This is different from the number used at Local or Rally races.

### Interests and Activities

Your Champ's favorite activities and career interests may be shared during the Challenge Races. Please complete this section to be included.

### Medical Information

Medical details are required for each Champ, including emergency contact information, allergies, and any medical conditions.

### Car Handler Information

Provide the name and cell phone number of the designated car handler - the individual who can be reached during Race Week at Derby Downs.

### Authorized Representatives

Only authorized representatives will be permitted to check out the car after the World Championship race. A valid Photo ID is required at pickup.

## RACE DAY TICKETS

Tickets are only required for Race Day on Saturday, July 18.

General Admission tickets may be purchased at onsite QR Code Locations:

- Parts Store during Race Week
- Office Tent
- Entry gate on Race Day

Champs and one car handler receive free admission. Champs and Car Handlers will receive a souvenir ticket in their check-in packet on Sunday, July 12.

Children ages 6 and under are admitted free.

\* Pets are not permitted at Derby Downs during Race Week or on Race Day.

Purchase Online at  
**Eventbrite:**



# CAR DELIVERY SCHEDULE

The dates and times listed below are designated for vehicle drop-off and inspection.

## BY CRATE

June 22 – July 6  
9:00 AM – 4:00 PM

All shipped cars must be delivered to

**International Soap Box Derby**  
1000 George Washington Blvd.  
Akron, OH 44312

## IN PERSON DROP-OFF

July 4 – July 8  
9:00 AM – 4:00 PM

July 9  
9:00 AM – 7:00 PM

July 10  
9:00 AM – NOON

All in-person drop-offs should be delivered to:

**July 4 – 7:** Topside  
1000 George Washington Blvd. Akron, OH 44312

**July 8 – 10:** Behind the Office  
789 Derby Downs Dr. Akron, OH 44306

We strongly encourage families to drop off cars as early as possible, preferably on Saturday, July 4 or Sunday, July 5.

## IMPORTANT VEHICLE REQUIREMENT

All cars must arrive at Derby Downs with only **four (4) screws** attaching the body to the floorboard.

All remaining body mounting screws must be placed in a labeled baggie and taped securely to the car's floorboard.

A new break pad must be installed before arrival.

# SHIPPING CRATE INSTRUCTIONS

If you plan to ship your Champ's car in a crate, please review the following requirements. This diagram includes a recommended crate construction for proper use and storage.

Please note that all cars must arrive at Topside with only **four (4) screws** attaching the body to the floorboard. Remaining screws should be placed in a labeled baggie and taped securely to the floorboard.

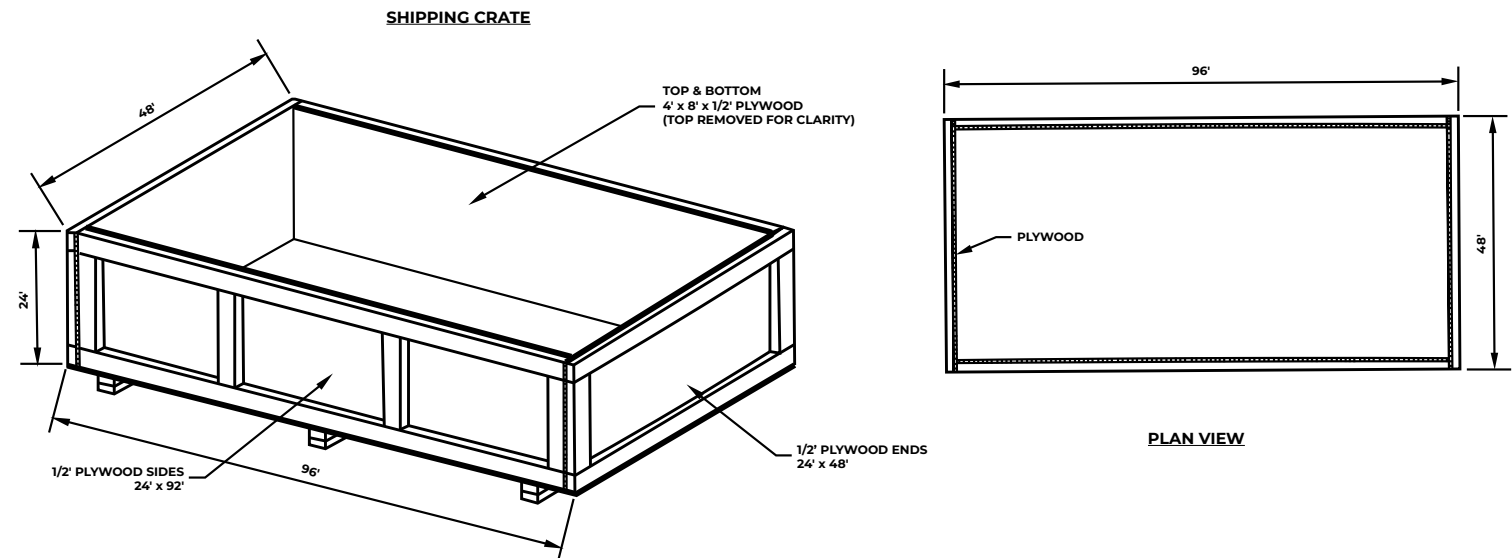
## CRATE REQUIREMENTS

- The Soap Box Derby is not responsible for crate shipments arriving to or departing from Derby Downs
- Crates must be constructed from a minimum of ½-inch plywood or particleboard mounted to a 2" x 4" frame
- Cardboard crates are not permitted
- Crates must include a minimum 3-inch bottom clearance to allow movement by tow motor
- Crates may be stored outdoors for up to three weeks. Please use weather-resistant building and painting materials
- The crate lid must display the following shipping address:

International Soap Box Derby  
1000 George Washington Blvd.  
Akron, OH 44312

- Attach crate lids using **drywall screws only**. Do not use nails or glue.
- All four sides of the crate must include your Champ's:
  - AASBD World Championship Car Number
  - Local Race City Organization
  - State or Province

After the World Championship, the Local Race City Organization is responsible for relabeling the crate and arranging return shipment transportation.



# CAR SIGNAGE, LETTERING & DECORATION

Specific areas of the shell are restricted for signage, lettering, and decoration. Please refer to the top and side view diagrams in this handbook for approved placement.

No signage, lettering, or decoration may cover:

- Screw attachments
- Body openings

## SECTION A – ALL-AMERICAN SOAP BOX DERBY NUMBER

This decal is required only for the **All-American Soap Box Derby World Championship**.

Official World Championship car numbers will be distributed during car drop off.

## SECTION B – TITLE/NATIONAL SPONSOR DECALS

Title and national sponsor decals are required for:

- Local races
- Rally races
- The All-American Soap Box Derby World Championship

## SECTION C – LOCAL RACE CITY ORGANIZATION OR RALLY REGION

This section is approximately **thirty (30) inches wide** and limited by the height of the shell.

At the World Championship, this section must display:

- Local Race City Organization (Local Champ)  
**OR**
- Rally Region Represented (Rally Champ)

Lettering must be a minimum of **1½ inches high**.

Optional signage and decoration in this section may include:

- Car sponsor logos
- Participant name

## DECAL INFORMATION

Official FEAASBD decals may be purchased through the online store at:

[commerce.soapboxderby.org](http://commerce.soapboxderby.org)

# VIP STATUS

VIP status is determined during vehicle inspection.

Cars that pass inspection with no errors will receive:

- VIP designation
- An official VIP sticker applied by race officials

Cars that do not qualify for VIP status must complete all required repairs before competing.

VIP and inspection reports will be posted on [soapboxderby.org/world-championships/](http://soapboxderby.org/world-championships/) on the evening of July 11.

If you have questions regarding repairs, please wait until check-in on Sunday, July 12, and speak with the Racing Commission Chair.

# STOCK SIGNAGE PLACEMENT

## STEP THIRTEEN IN OFFICIAL STOCK PLANS (PAGE 39)

The following decals, signage, and lettering are required for all Stock Division vehicles participating in Local, Rally, and World Championship events.

### 13.1

Specific areas of the shell are restricted as to the signage, lettering and decoration permitted. See Photos # 13.1 Top and Side Views on the Page 10.

### 13.2

No signage, lettering and/or decoration may cover any screw attachments or body openings.

## REQUIRED SECTIONS

- Section A – All-American Soap Box Derby Number\*
- Section B – Title/National Sponsor(s)\*
- Section C – Local Race City Organization or Rally Region  
This section is approximately **30 inches** wide and limited by the shell height.

For the FirstEnergy All-American Soap Box Derby, this section must include:

- Local Race City Organization (Local Champ)  
**OR**
- Rally Region Represented (Rally Champ)
- Lettering at least **1½" high**

### EXAMPLES:

2026 FLINT LOCAL CHAMP(ION)  
2026 REGION 10 RALLY CHAMP(ION)

Optional additions may include car sponsor and participant's name.

\* Decals provided by the International Soap Box Derby, Inc. or Local Race City Organization.

# SUPER STOCK SIGNAGE

## STEP THIRTEEN IN OFFICIAL SUPER STOCK PLANS (PAGE 37)

13.1 Specific areas of the shell are restricted as to the signage, lettering, and decoration permitted. See Photos #13.1 Top and Side Views on the next page.

**REQUIRED DECALS** \* Decals provided by the International Soap Box Derby, Inc.

The following decals must be in place during any Local, Rally, and/or International Soap Box Derby, Inc. Championship Race:

- A. International Soap Box Derby, Inc. Number\*
- B. Title/National Sponsor\*
- C. Local Sponsor (*Race City or Rally Division*)

This section must include either:

- Local Race City Organization (Local Champ)  
**OR**
- Rally Region Represented (Rally Champ)

**EXAMPLES:**  
2026 FLINT LOCAL CHAMP(ION)  
2026 REGION 10 RALLY CHAMP(ION)

Lettering must be a minimum of **1½" in height**

Optional signage, lettering, and decoration may include the car sponsor or driver's name.

No signage, lettering, or decoration may cover any screw attachments or body openings.

# MASTERS SIGNAGE

## STEP FIFTEEN IN OFFICIAL PLANS

Specific areas of the shell are restricted for signage, lettering, and decoration. See Photos #15, on the next page, for approved placement areas.

**REQUIRED DECALS** \* Decals provided by the International Soap Box Derby, Inc.

### A. ISBD NATIONAL SPONSOR DECALS, SIZE AND PLACEMENT\*

Decals must be placed on both sides of the car within the designated sponsor decal section 2" above the bottom of the floorboard, extends upward 10", and runs forward 24" from the front of the hatch opening.

### B. LOCAL SPONSOR, RACE CITY, AND DRIVER INFORMATION

May be placed on both sides of the car in the 30" section below the hatch opening. Race city identification is required on championship cars at the FEAASBD.

### C. AASBD LOGO\*

Must be displayed on both sides of the car within the sponsor decal section (C).

### ADDITIONAL REQUIREMENTS

- Decals must remain in original condition during Local, Rally, and All-American races.
- No signage, lettering, decoration, or vinyl may cover screws or body openings.
- Shells may only be painted on the exterior.
- Self-adhesive vinyl is permitted on the exterior only and must remain a single layer.

# STOCK, SUPER STOCK & MASTERS SIGNAGE DIAGRAMS

STOCK



PHOTO # 13.1 TOP VIEW



PHOTO # 13.1 LEFT SIDE VIEW



PHOTO # 13.1 RIGHT SIDE VIEW

SUPER STOCK



PHOTO # 13.1 TOP VIEW



PHOTO # 13.1 LEFT SIDE VIEW



PHOTO # 13.1 RIGHT SIDE VIEW

MASTERS




PHOTO # 15 SIDE VIEW




PHOTO # 15 TOP VIEW

# PRE-ORDERS, PARTS & APPAREL

## WHEELS AND PARTS

Parts and wheel orders may be placed through the online store at:

[commerce.soapboxderby.org](https://commerce.soapboxderby.org)

Orders must be submitted by **July 9**.

To pick up your order during Race Week, select **Customer Pick-Up** under the shipping options during checkout.

## ORDER PICK-UP INSTRUCTIONS

For all pre-orders and Race Week orders:

1. Visit the East entrance of the White Building inside Topside
2. Let a staff member know you are there to pick up an order
3. To ensure your order is ready upon arrival, all pre-orders must be placed by **July 9, 2026**

## PARTS STORE HOURS

- **Sunday, July 12**  
8:00 AM – 5:00 PM
- **Monday, July 13**  
8:00 AM – 3:00 PM
- **Tuesday, July 14 – Friday, July 17**  
8:00 AM – 5:00 PM
- **Saturday, July 18**  
8:00 AM – 10:00 PM
- **Sunday, July 19**  
8:00 AM – NOON

## CHAMP WHEELS

We have worked hard to improve the 2026 Race Week wheels and are very confident in their performance.

If you would like to purchase and keep the championship wheels used by your champ during Saturday's race, orders may be placed online at [commerce.soapboxderby.org](https://commerce.soapboxderby.org).

Please follow the ordering guidelines listed above.

## CHAMP APPAREL

All Champions must wear their provided Champion T-shirts during Race Week activities from Sunday, July 12, to Saturday, July 18th.

Champion shirts may not be altered.

# ALL-STAR

The All-Star program supports the International Soap Box Derby (ISBD) by encouraging racers to remain active and competitive throughout the racing season, culminating in an honorary race during ISBD World Championship Race Week.

This program is intended to:

- Encourage consistent and competitive participation throughout the rally season.
- Motivate and establish a culture of continued improvement among derby racers at all levels of expertise.
- Provide continued motivation for racers to participate in rally competition even after earning a guaranteed World Championship invitation.
- Promote fair, honest competition in which every heat is completed with genuine effort and intent.
- Support authentic participation that reflects the true spirit of Soap Box Derby racing.
- Recognize and celebrate racers who demonstrate outstanding performance and commitment throughout the season.
- Maintain a respectful racing environment free from coercion, race manipulation, or any expectation that a competitor intentionally alters the outcome of a race.

## QUALIFYING

- Eighteen (18) racers per division will be invited.
  - All-Star participants must be attending FEAASBD World Championship Race Week as a Local or Rally Champion in order to compete in the All-Star event.
  - Within each region, the racer with the most first-place finishes in each division will receive an invitation.
- The remaining invitations are awarded to racers with the most wins nationally (“At Large”).
- Should the Regional racer with the most first-place finishes decline the invitation or be unable to compete, the next racer in the same division from the same region with at least one win and 120 rally points will receive the invitation. If the next highest racer in that region does not qualify, the invitation will be awarded to the next highest-ranked “At Large” racer in the same division.
- A maximum of three (3) racers per region may qualify.

Tie breaker determination:

- 1<sup>st</sup> Number of participants the racer competed against in all their first-place races
- 2<sup>nd</sup> (if necessary): Total number of second-place finishes
- 3<sup>rd</sup> (if necessary): Total number of third-place finishes

\* This pattern will continue until the tie is broken.

# ALL-STAR

## ADDITIONAL INFORMATION

- A win counts on all completed Rally Races of four (4) or more competitors.
- Only completed races with a single declared champion will count as an All-Star win. Races cut short by weather, safety, or other concerns will not count toward an All-Star win
- No substitutions of car or driver are permitted.

## ALL-STAR RACE FORMAT

- Single elimination, lane-and wheel-swap race format
- Three (3) rounds consisting of ten (10) heats per division:
  - Round 1 – Six (6) three-car heats
  - Round 2 – Three (3) two-car heats
  - Round 3 – Final three-car heat
- A wheel bank will be utilized for the event
- The All-Star race chart will be drawn randomly

## ALL-STAR RACE DAY RULES

The All-Star race will follow the Challenge Race Rules with the following exceptions:

- All-Star racers will be weighed by division on the exact same scale.
- Any All-Star racer making contact with the guardrail is eliminated from the heat immediately after the phase in which the guardrail contact occurs.
- Guardrail contact in any heat:
  - If a racer makes contact with the guardrail, that racer will forfeit that heat.
  - In a two-car heat, the car that did not make contact with the guardrail will advance.
  - In a three-car heat with contact made in the first or second phase, the racer making contact is eliminated. The remaining two cars will be transported to the **starting line pavilion** and will restart the heat, without issuing new wheels, using lanes 1 and 3. Any previous heat times will be disregarded.
  - In a three-car heat, with contact being made in the third phase, the racer making contact with the guardrail will be eliminated, and the remaining racer with the best overall time for the three phases will advance.

# PLANNING AHEAD AND FAQ

## BADGES, HOMETOWN ITEMS & TRADING

On Monday, July 13, and Wednesday, July 15, Champs will have the opportunity to participate in “Badge Trading” (*custom buttons*) during the Welcoming Ceremony, “Rock the J” and throughout Race Week.

During this tradition, Champs exchange pins and special items from their hometowns with other participants, families, and volunteers.

We recommend bringing approximately **200 – 400 badges** or trading items.

Families and volunteers often ask Champs to trade throughout the week, and we want to make sure your Champ has the opportunity to participate in this long-standing tradition.

## ALIGNMENT BADGES

Each Champ will receive one additional badge for alignment days. This badge will be included in the Champ bag and may only be used to enter Topside during scheduled alignment days.

Scheduled alignment days include:

- Sunday
- Thursday (*All-Star only*)
- Friday

## CHAMP CAR MESSAGES & PROGRAM MESSAGES

Want to send a Champ a special “good luck” message before Saturday’s race?

Visit the Office Tent during Race Week to submit messages for participating Champs. Messages will be placed inside the Champs’ cars for them to read on Saturday morning before the race.

All messages must be submitted by **Thursday at 7:00 PM**.

## BANNERS & SIGNS

Families are encouraged to bring banners and signs to support their Champs.

Banners should be:

- No taller than 3 feet
- No longer than 5 feet

Banners may be hung using zip ties throughout the week, beginning at the starting line and continuing along the outside of the track.

The ISBD is not responsible for banners or signs left behind after Race Week.

# PLANNING AHEAD AND FAQ

## TENTS

Do not place or set up tents/canopies on Derby Downs grounds before **7:30 AM on Sunday, July 12.**

**Tents set up prior to this time will be removed.**

When setting up tents or canopies, please avoid all designated zoned-off areas.

The ISBD is not responsible for tents, canopies, or items left unattended on the grounds.

## BOX SEATING

Box seats are available through the online store. Each box seat purchase includes:

- Admission tickets
- Reserved seating space for up to four people

Guests may bring their own chairs, or folding chairs can be provided.

Box seating offers close-up views of the track and reserved seating, but does not include protection from sun or rain.

## RACE WEEK PARKING

On the east side of George Washington Blvd., in the median or small field.

## RACE DAY PARKING

Race Day parking is located along the road leading down toward the HQ office (*Air Dock side*). Parking is available in gravel and grass lots.

For GPS directions, use:

**789 Derby Downs Drive, Akron, OH 44306**

No parking is permitted at Topside on Saturday, July 18, morning.

## FOOD VENDORS

A variety of food vendors will be available throughout Race Week and on Race Day.

Because Race Week days can be long, we also recommend bringing your own food, snacks, and drinks.

## MERCHANDISE

Official All-American Soap Box Derby merchandise will be available for purchase throughout the week.

# PLANNING AHEAD AND FAQ

## ACME FRESH MARKET WATER STATIONS

Water stations sponsored by ACME Fresh Market will be located throughout Derby Downs for your convenience. Station locations include:

- Office Tent at Topside
- Starting Line
- Finish Line
- Runout Area

## RESTROOMS

There are no permanent public restrooms at Derby Downs. Portable restrooms will be located throughout the grounds. Approximate restroom locations are marked on the grounds map included in this handbook.

## SUN PROTECTION & INSECT REPELLENT

There is limited overhead coverage at Derby Downs.

Tents are permitted (*See Page 29 for specific locations*), but Ohio weather in July can be hot, humid, and buggy. We strongly encourage guests to bring:

- Sunscreen
- Hats and sun protection
- Water
- Insect repellent

## FIRST AID & EMERGENCY SERVICES

First aid kits are available throughout Derby Downs grounds AED units are located at:

- The Office Tent
- The White Building

EMS personnel will be on-site throughout Race Week to assist with medical issues. In the event of a medical emergency, dial 9-1-1. Emergency services will be dispatched directly to Derby Downs.

## RACE DAY CHAMP PICKUP

Once your child is eliminated from racing on Race Day, Saturday, July 18, they must be picked up at the Office Tent located along the access road next to the vendor area.

Champs under the age of 18 must be picked up by a parent or guardian at the Office Tent. A valid Photo ID is required for pickup.

\* See the map on page 29 for the exact location.

# PLANNING AHEAD AND FAQ

## RECYCLING

Recycling bins will be located next to each water station throughout Derby Downs. Recyclable materials include:

- Plastic
- Cardboard
- Paper

Please help support our recycling efforts by placing appropriate materials in the designated recycling bins.

## RACE DAY LIVESTREAM

The World Championship races on July 18 will be streamed live on YouTube and Twitch at [www.soapboxderby.org](http://www.soapboxderby.org). We will also be posting live updates throughout the day on Facebook and Instagram.

## SOCIAL MEDIA

Follow the International Soap Box Derby on social media:

### Instagram

[@soapboxderbyofficial](https://www.instagram.com/soapboxderbyofficial)

### Facebook

[facebook.com/soapboxderby.org](https://www.facebook.com/soapboxderby.org)

### Twitch

[twitch.tv/soapboxderbyofficial](https://www.twitch.tv/soapboxderbyofficial)

### YouTube

[youtube.com/@soapboxderbyofficial](https://www.youtube.com/@soapboxderbyofficial)

## RACE WEEK FAMILY HOTELS & ACTIVITIES

Several hotels listed on our website offer special rates for Soap Box Derby families. Our website also features local restaurants, activities, and area attractions. Please contact participating hotels directly for reservations and availability.



## EXTRA AMENITIES

Throughout the week, Popsicles will be provided for all Champs.

On Saturday, July 18, free pizza will be available for all Champs from 10:00 AM – 2:00 PM. Champs still racing can pick up pizza at the Office Tent topside beside the Blue Building, while eliminated Champs can visit the Office Tent located next to the access road.

\* See page 29 for the map and exact Office Tent locations.

# RACE WEEK SCHEDULE

## SATURDAY, JULY 11

9:00 AM – 1:00 PM

### Heat/Lane Drawing

Online at - [soapboxderby.org/world-championships/](http://soapboxderby.org/world-championships/)

2:00 PM – 4:00 PM

### (Optional) Early Champ Check-in, Champ Bag Pick-Up, Track Walk & Q&A

Derby Downs – Topside

Participants may check in early; however, they must report for alignment on Sunday at the time assigned during online registration. The White and Blue Buildings will be **closed** for inspections.

7:00 PM

### Akron RubberDucks Game

7 17 Credit Union Park – 300 S Main St, Akron, OH 44308

Buy RubberDucks Tickets



## SUNDAY, JULY 12

7:00 – 8:30 AM

### Soap Box Derby 5k

Derby Downs

8:45 AM

### 989 Dash

Derby Downs – Starting Line

Sign up for the 5k & 989 dash



9:30 AM – 3:00 PM (Track closes at 5:00 PM)

### Check-In, Shell Re-Attachment, Kingpin Drop, Triangulation, Photo Shoot & Trial Run

Derby Downs – Topside

All champs will be allowed **1 hour** for shell reattachment and triangulation. There will be a limit of **one (1) car per handler** under the tent at a time.

Parts Store Hours: 8:00 AM – 5:00 PM

## ALIGNMENT & CHECK-IN

Race Week alignment takes place at Topside beside the Blue Hall of Fame & Museum (*Blue Building*). Champs will receive their welcome bags during check-in. Check-in will take place on Saturday and Sunday, **July 11 & 12**.

\* Alignment times are assigned during online registration. If you have questions contact: [raceprograms@soapboxderby.org](mailto:raceprograms@soapboxderby.org)

## VIP & REPAIRS

VIP and repair lists will be posted on [soapboxderby.org/world-championships/](http://soapboxderby.org/world-championships/) by the evening of **July 11**. If you have questions regarding a repair, please wait until check-in on July 12 and speak with the Racing Commission Chair.

# SUNDAY - REPAIR DAY

All stations are mandatory on check-in day, including photos and the trial run.

## STATION #1 CHECK-IN

Champs and car handlers must have ID badges visible to check out a car.

Champs will register, Pick up their Champ Bag and information then remove one Champ T-shirt from the bag for photos. Additional shirts may be returned to the family vehicle for safekeeping.

## STATION #2 CAR PICK-UP

Rally Champs' cars will be stored in the **White Building for Rally Champs** and the **Blue Building for Local Champs** at Topside. Rain car covers must remain inside the car.

## STATION #3 KING PIN DROP

Only required for randomly selected cars. A torque wrench is permitted. If selected, information was provided during registration.

## STATION #4 CAR REPAIRS

*(Non-VIP Cars Only)*

Only one car handler and one Champ are permitted. Please review the approved tools list for permitted repair items. All repairs must be signed off by a Racing Commission Official before any car preparation work is finished.

## STATION #5 ALIGNMENT TENT & INSPECTION

Includes VIP cars and Non-VIP cars *(after repairs)*

Inspection and preparation items include:

- Adjustments
- Axle triangulation
- Steering check
- Shell attachment
- Spindle alignment
- Car wipe-down and waxing

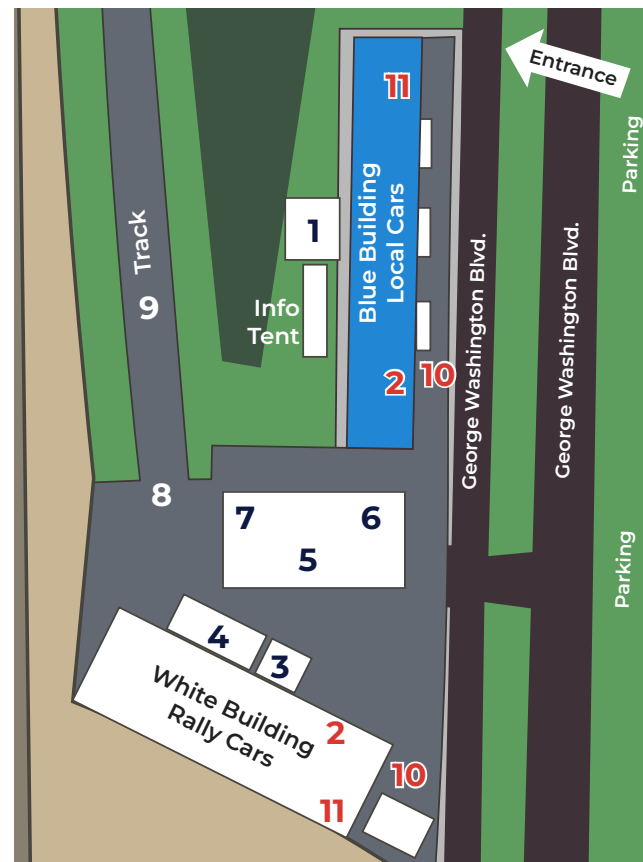
**The allotted time for car preparation is 1 hour**

## STATION #6 SAFETY ITEMS

Safety checks include:

- Braking
- Helmet & Shoe inspection
- Line-of-sight check
- Masters taping

Masters hatch and helmet taping will be performed at the starter's discretion for safety purposes only (2" x 2" pieces).



## STATION #7 OFFICIAL INSPECTION

Before leaving the tent, the shell will be inspected for correct mounting including nose tight to front and flush to the bottom of the floorboard and other minimum dimensions.

## STATION #8 OFFICIAL PHOTOS

Champ T-shirt required.

## STATION #9 TRIAL RUN

After the trial run, the car handler will return to the George Washington Topside Arch and unload their returning car.

## STATION #10 SCALES

Official weigh-in scales are located on the east side of the **White Building for Rally Champs** and on the east side of the **Blue Building for Local Champs**. Participants may use any of the scales. Please review the scale procedures on pages 26-27. Tail weight is mandatory. Champs must supply their own weight, and the rain car covers must remain in the car.

## STATION #11 FINISHED

Return the car to the White Building, for Rally Champs, and Blue Building, for Local Champs, and place it in the same pit location where it was picked up. Please leave the Champ's Helmet and Rain car cover inside the car.

All cars are subject to re-inspection and weigh-in throughout the week.

No food, drinks, tools or weights are permitted inside the White or Blue Building.

# RACE WEEK SCHEDULE

## MONDAY, JULY 13

**3:00 PM – 7:00 PM**

### *Welcome Party & Badge Trading*

Jellystone Park Akron-Canton – 12712 Hoover Ave NW, Uniontown, OH 44685

Yogi Bear's Jellystone Park Camp-Resort Akron-Canton will feature a live DJ, giant pool, mini-golf, playgrounds, and more. Champs receive free admission and a meal ticket, while concessions and additional tickets will be available for \$26 each.


Families are welcome to bring a small cooler with food and beverages. Glass containers and alcohol are not permitted.

**4:00 PM**

### *Champions Group Photo*

Jellystone Park Akron-Canton

**Parts Store Hours: 8:00 AM – 3:00 PM**



Buy Guest Passes

# RACE WEEK SCHEDULE

## TUESDAY, JULY 14

### *Rally Challenge Races*

- **7:30 AM** – Rally Masters
- **9:30 AM** – Rally Stock
- **12:30 PM** – Rally Super Stock

\* Racers should report 30 minutes prior to their start time.

\* Rally Masters please report at 7:30.

**Parts Store Hours: 8:00 AM – 5:00 PM**

## WEDNESDAY, JULY 15

### *Local Challenge Races*

- **7:30 AM** – Local Masters
- **9:30 AM** – Local Stock
- **12:30 PM** – Local Super Stock

\* Racers should report 30 minutes prior to their start time.

\* Local Masters please report at 7:30.

**Parts Store Hours: 8:00 AM – 5:00 PM**

**5:00 PM – 7:45 PM**

### *“Rock the J” Champ Night Out*

Shaw JCC – 750 White Pond Drive, Akron, OH

This event is open to all Champs and includes access to the outdoor pool, music, pizza and more! Champs must wear their Champ badge for entry.

This event is intended for Champ drop-off; however, parents are welcome to stay if they complete a waiver form.

**6:30 PM**

*State of the Derby (Location TBD)*

### CHALLENGE RACE INFORMATION

Challenge races are single elimination, three-car-lane and wheel swap. Each division will race until a Champion is declared. No tools are permitted. Champs may need to bring adjustable weight for scales.

Official rules are posted on the website at [soapboxderby.org/world-championships/](http://soapboxderby.org/world-championships/).

### AWARDS & PHOTOS

Photos will be taken at the Championship Banner located near the finish line. The top three finishers in each division will receive awards during the Awards Ceremony on Saturday evening at the **Akron Civic Theatre**.

# RACE WEEK SCHEDULE

## THURSDAY, JULY 16

**9:30 AM – NOON**

### *All-Star Race*

\* All divisions are to report at 8:00 AM for alignment/scaling.

**NOON – 3:00 PM**

### *Legacy Race*

\* Racers should report 30 minutes prior to their start time.

**Parts Store Hours: 8:00 AM – 5:00 PM**

### ALL-STAR RACE

Eighteen (18) All-Star drivers per division compete in a special invitational race.

Photos will be taken at the finish line immediately following each race. The top three finishers in each division will receive awards during the Awards Ceremony on Saturday, July 18, at the **Akron Civic Theatre**.

### LEGACY RACE

Legacy Racing puts STEM principles such as aerodynamics and chassis design into practice while accommodating larger, more experienced drivers. This event is open invitation, double elimination, and lane-and-wheel swap format.

Photos will be taken at the finish line immediately following each race. The top three finishers will receive awards during the Awards Ceremony on Saturday at the **Akron Civic Theatre**.

**4:00 PM – 7:00 PM**

### *Top Side Show & Open House*

Derby Downs – Topside

Enjoy car viewing, mini-car races, inflatables, games, vendors, design voting, and more.

### PEOPLE'S CHOICE AWARDS

Vote for your favorite car designs from each division! Be sure to visit both buildings to view all decorated cars before casting your vote. Volunteers, staff, racers, and families are all welcome to vote. Voting will only take place during the Open House. Winners will be announced on social media.

### MINI-CAR DECORATING CONTEST

Decorate your mini car during Race Week and bring it to the Open House for a chance to win prizes for best Design and other fun categories.

# RACE WEEK SCHEDULE

## FRIDAY, JULY 17

8:00 AM – 4:00 PM

*SuperKids Parade/Race Immediately following*

Cheer on the SuperKids!

*Alignment, Wheel Selection, & Weigh-In*

Derby Downs – Topside

- **8:00 AM** – Local Masters & Rally Masters
- **9:30 AM** – Local Super Stock & Rally Super Stock
- **11:15 AM** – Rally Stock
- **NOON** – Local Stock

All champions are to report to the Topside entrance at their posted start times above.

The allotted time for car preparation is **45 minutes** for VIP & **30 minutes** for Non-VIP.

*Parts Store Hours: 8:00 AM – 5:00 PM*

9:00 AM – 5:00 PM

*Vintage Car Show*

St. Matthew's Church – 2603 Benton Ave, Akron, OH 44312

Awards are hosted at **5:00 PM**.

## VOLUNTEER OPPORTUNITIES

Race Week is made possible by the incredible support of volunteers from across the Soap Box Derby community.

Parents, family members, and supporters interested in helping during Race Week are encouraged to volunteer throughout the week. Opportunities may include:

- Champ & Volunteer check-in
- Shuttle carts
- Car lifter (*runout and Topside*)
- Assisting at the information tent

Whether you can help for a few hours or multiple days, we would love to have you involved.

To learn more or sign up, please scan the QR code below.



# RACE WEEK SCHEDULE

## SATURDAY, JULY 18

6:30 AM

*Gates Open* – Shuttle service will be available  
Parking available in the Derby Downs Lower Lot only

*Champ/Car Handler Check-In*

Topside – Scales

- **7:00 AM** – Local Champions
- **7:20 AM** – Rally Champions

Parade, Opening Ceremonies, & National Anthem

- **8:00 AM** – Parade lineup at Topside
- **8:10 AM** – Parade begins on the track

8:30 AM

*First Heat of the 88th FirstEnergy All-American Soap Box Derby*

Derby Downs – Starting line

10:00 AM – 2:00 PM

*Pizza for Champions*

Champs still racing can pick up pizza at the Office Tent topside beside the Blue Building, while eliminated Champs can visit the Office Tent located next to the access road.

\* See page 29 for the map and exact Office Tent locations.

*Parts Store Hours: 8:00 AM – 10:00 PM*

**CAR CHECK-OUT**

Cars that lose their heat will be transported to the Blue Building and may be picked up after the final heat until **10:00 PM**. A photo ID is required.

7:00 PM – 9:00 PM

*Awards Ceremony*

Akron Civic Theatre – 182 S Main St, Akron, OH 44308

## SUNDAY, JULY 19

8:00 AM – NOON

*Continue Car Pick-Up & Crating*

Topside – Photo ID required

*Parts Store Hours: 8:00 AM – NOON*

# ENTRANCE TO TOPSIDE

- Champs and handlers must enter through the north end behind the Blue Building.
- Access to Topside will be limited during Race Week activities. Individuals visiting the Parts Department may use the entrance behind the Blue Building. Inform the volunteer at the gate that you are visiting the Parts Department.
- Champs and handlers must have badges visible at all times to enter Topside.
- Alignment badges are accepted on Sunday, Thursday, and Friday.

## TOOLS FOR SUNDAY SHELL INSTALLATION & REPAIRS

Permitted items include:

- Saw horses
- Tools required for car component adjustments that fit within a milk-crate-sized box or crate (*Examples: torque socket wrench, electric screwdriver*)
- Battery-powered tools only
- Triangulation and spindle alignment equipment
- Cleaning and waxing supplies
- Two-wheel car dollies (*for use between stations only — no dollies permitted inside buildings*)
- No 4-wheel car dollies allowed (*Legacy cars are the only exception*)
- Adjustable weights, if required (*must be provided by the Champ*)

Not Permitted items:

- Lubricants
- Four-wheel car dollies (*Legacy cars are the only exception*)
- Alignment tables

## TOOLS FOR THURSDAY & FRIDAY ALIGNMENT

Permitted items include:

- Saw horses
- Triangulation and spindle alignment equipment
- Cleaning and waxing supplies
- Two-wheel car dollies (*for use between stations only — no dollies permitted inside buildings*)
- Adjustable weights, if required (*must be provided by the Champ*)

Not Permitted items:

- Lubricants
- Power tools
- Four-wheel car dollies (*Legacy cars are the only exception*)
- Alignment tables

Important Notes

- Tools must fit within a milk-crate-sized box or crate
- Any permitted electrical tools must be battery operated

# SCALES

## OFFICIAL SCALE AREAS

- **Rally Scales** — Located on the east side of the **White Building**
- **Local Scales** — Located on the east side of the **Blue Building**

Weigh-ins will only be conducted using the supplied AASBD wheels.

## SCALE PROCEDURES

- Loosen weight wing nuts before entering the scales.
- Champs must supply their own weight, and bring adjustable weights to the scales.
- Champs must weigh in wearing their racing shoes and racing attire.
- The rain cover must remain in the car at all times.
- Champs must stand in the car while determining total combined weight.
- Champs must then enter a driving position while tail weight is checked.

Official rules and scale procedures are posted on the website at:

[soapboxderby.org/world-championships/](http://soapboxderby.org/world-championships/)

## ADJUSTMENTS

If adjustments are needed:

- Scale volunteers may ask champs to move off scales for major adjustments.
- Weight may be transferred from front to back to achieve the desired balance.
- Tighten all wing nuts before leaving the scale area.
- All weights must be securely tightened.

## WEIGHT STORAGE & HANDLING

### Sunday & Friday

- Champs are responsible for their own weights.
- The International Soap Box Derby is not responsible for weights left behind.
- No weight may extend past the end of the scales.
- Weights may be placed over the fence or against the building.
- Weights must not be taken with the Champ when placing the car into the building.

### Saturday

If a weigh-in is required:

- No weight may extend past the end of the scales.

# SCALES

## TAIL WEIGHT

This year, weight distribution limits will apply as follows:

- Stock & Super Stock Divisions
  - Maximum of a **fifteen (15) pound** nose-heavy or tail-heavy differential
- Masters Division
  - Maximum of a **fifteen (15) pound** nose-heavy differential
  - Maximum of a **five (5) pound** tail-heavy differential

The diagram below is provided to help explain these weight distribution differentials

## OFFICIAL RULEBOOK REFERENCE

A-9.01

- A. The limit weight distribution to no more than a fifteen (15) pound nose or tail-heavy differential in the Stock and Super Stock Divisions.
- B. The limit weight distribution to no more than a fifteen (15) pound nose and five (5) pound tail-heavy differential in the Masters Division.

If you have questions or need assistance, please ask one of the scale volunteers.

# TAIL-WEIGHT

## STOCK

DIFF	FRONT AXLE	REAR AXLE
0	100	100
1	99.5	100.5
2	99	101
3	98.5	101.5
4	98	102
5	97.5	102.5
6	97	103
7	96.5	103.5
8	96	104
9	95.5	104.5
10	95	105
11	94.5	105.5
12	94	106
13	93.5	106.5
14	93	107
15	92.5	107.5

## SUPER STOCK

DIFF	FRONT AXLE	REAR AXLE
0	120	120
1	119.5	120.5
2	119	121
3	118.5	121.5
4	118	122
5	117.5	122.5
6	117	123
7	116.5	123.5
8	116	124
9	115.5	124.5
10	115	125
11	114.5	125.5
12	114	126
13	113.5	126.5
14	113	127
15	112.5	127.5

## MASTERS

DIFF	FRONT AXLE	REAR AXLE
0	127.5	127.5
1	127	128
2	126.5	128.5
3	126	129
4	125.5	129.5
5	125	130

# RACING GUIDELINES

## STARTING LINE

- Helmets must be properly worn and securely buckled.
- Rain car covers must remain in the cars at all times.
- Acceptable footwear must have a sole.
- Only the racer and car handler are permitted in the starting area.
- Champ cars will be placed on the starting ramps by Regional Directors with the nose of the car centered on the paddle.
- The car handler will load the rear of the car with the rear wheel on the white line. The line must be visible on both sides of the left wheel.
- The car handlers may not touch the wheels.
- Apply the brake to slow the car after passing the finish line.
- Stop the car when reaching the final line across the track in the runout area.

## RACE DAY GUIDELINES

- Rain car covers must remain in the car at all times.
- Acceptable footwear must have a sole.
- Only one Champ and one Car Handler are permitted in the buildings.
- No carts are permitted in the building at any time.
- Do not spin the All-American wheels.
- Most importantly, remember to HAVE FUN!

## POST-RACE INSPECTIONS

- First place cars in each division will be completely torn down to ensure that there are no rule infractions per Build Plans or the "Spirit of the Rules."
- If the first place car fails inspection the same procedure will continue until a winner is determined.
- Masters Division: The plates and bushings will be completely removed during the inspection process in order to verify that the cars are in compliance.

# NAVIGATE DERBY DOWNS

Topside: 1000 George Washington Blvd.

General Parking & Track-side: 789 Derby Downs Drive



# DOWNTOWN AKRON

